

Moon Cat

(Part One in the Mystical Moments Mystery SAL)

Cross Stitch Chart



www.weediflowercreations.com



Chart Information

You will need:

DMC thread in the colours specified in the colour key, or your own selection from embroidery thread you already have and a needle/needles.

Fabric which is large enough to include the completed stitched piece as well as the allowance required for framing or completing your desired project. You will find measurements for 14, 16 and 18 count fabric in the notes on the last page of this chart pack (which is 28, 32 and 36 count in evenweave).

See note on pages 4 and 7.

Before stitching this design, please always read the notes on the last page of the chart pack.

The model is shown as being stitched on navy 14 count aida fabric.

NOTE: *This chart is one of the ten parts making up the Mystical Moments Sampler currently underway as a mystery stitch-along which ends on 31 October 2022. This chart pack also includes the frame into which each part is placed. For details and updates about the Mystical Moments Sampler please visit my website www.weediflowercreations.com*

Useful information for beginners.

There are many cross stitch resources available online for beginners. Here are some links to the DMC website for instructions which are easy to follow and will get you started.

What is cross stitch?

<https://www.dmc.com/uk//p-what-is-cross-stitch.html>

How to get started.

<https://www.dmc.com/uk//p-Cross-Stitch-Quick-Start.html>

Stitch guide.

<https://www.dmc.com/uk//p-cross-stitch-quick-stitch.html>

Reading a cross stitch chart.


<https://www.dmc.com/uk//p-reading-a-cross-stich-pattern.html>

This chart has been designed and published with the intention that it is without mistakes. Should you spot something i've missed i'd be so thankful if you would let me know. I am not responsible for printer output quality, the printer formatting or the outcome of the stitched piece .

Copyright © Karen Wiederhold / Weediflower Creations 2022
For personal use only/ All rights reserved.



Weediflower Creations MoonCat



Weediflower Creations MoonCat

	Number	Name	Strands	Knots
X	DMC 676	Old Gold light	2	0
	DMC 3756	Baby Blue ultra very	2	0
↖	DMC 820	Royal Blue very dark	2	0
O	DMC 552	Violet medium	2	0
2	DMC 796	Royal Blue dark	2	0
■	DMC 310	Black	2	0
🔔	DMC 702	Kelly Green	2	0
3	DMC 700	Christmas Green bright	2	0
▲	DMC 798	Delft Blue dark	2	0
N	DMC BLANC	White	2	0

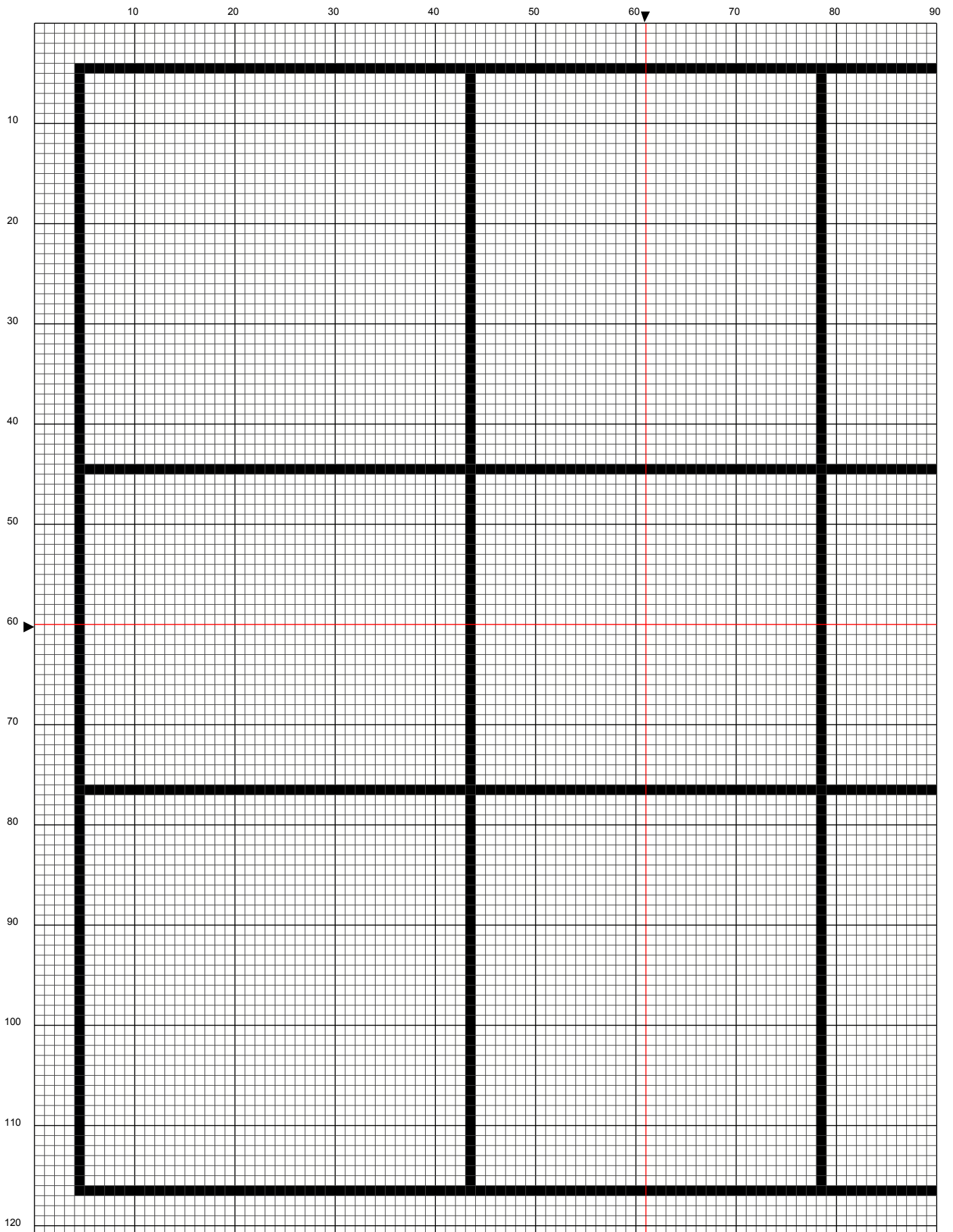
14 ct 38x39 Stitches (6.9 x 7.1 cm) (2.7 x 2.8 in.)
 16 ct 38x39 Stitches (6.0 x 6.2 cm) (2.4 x 2.4 in.)
 18 ct 38x39 Stitches (5.4 x 5.5 cm) (2.1 x 2.2 in.)

Important:

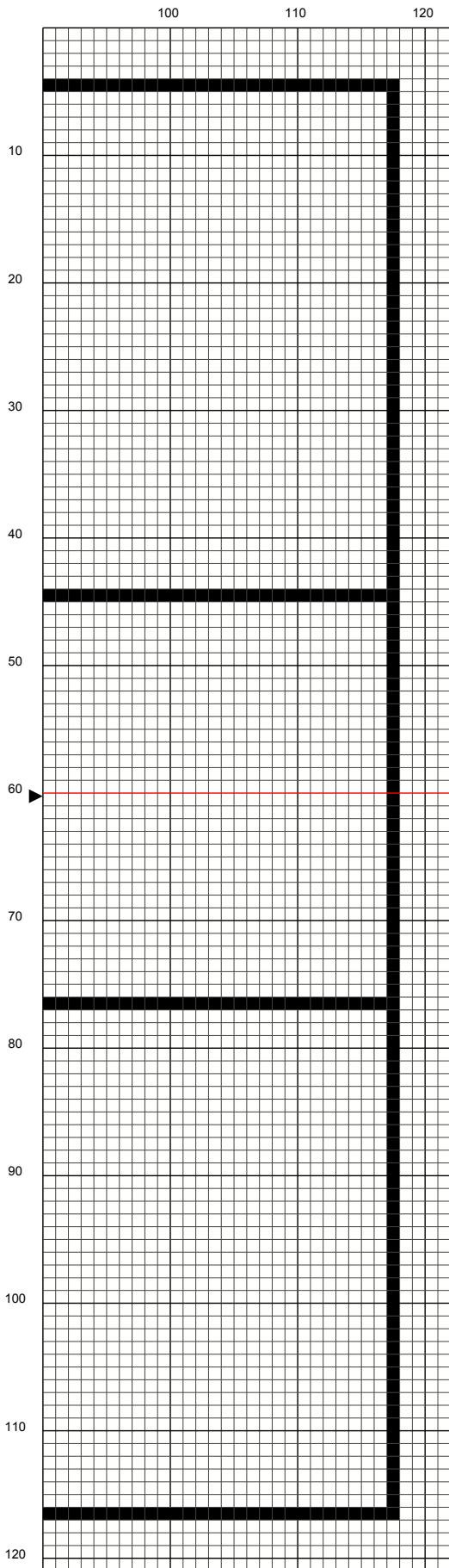
It is important to carefully count the number of stitches for each section when stitching the black frame. For example the four square sections at each corner are 38 x 39 stitches so are not accurately square although they appear so.

The completed Mystical Moments sampler (all 9 Parts complete with decorative border which is Part 10) will measure approximately 10 x 10 inches (25.5 x 25.5 cm) when completed using 14 count Aida or 28 count Evenweave fabric.

MysticalMomentsBlackFrame



MysticalMomentsBlackFrame



MysticalMomentsBlackFrame

	Number	Name	Strands	Knots
	DMC 310	Black	2	0
14 ct 114x113 Stitches (20.7 x 20.5 cm) (8.1 x 8.1 in.) 16 ct 114x113 Stitches (18.1 x 17.9 cm) (7.1 x 7.1 in.) 18 ct 114x113 Stitches (16.1 x 15.9 cm) (6.3 x 6.3 in.)				
Important: It is important to carefully count the number of stitches for each section when stitching the black frame. For example the four square sections at each corner are 38 x 39 stitches so are not accurately square although they appear so.				

The completed Mystical Moments sampler (complete with decorative border which is Part 10) will measure approximately 10 x 10 inches (25.5 x 25.5 cm) when completed using 14 count Aida or 28 count Evenweave fabric.